

**COLD WATER  
STORAGE CONTROL**



# **AYLESBURY™**

**DELAYED ACTION FLOAT-ACTIVATED VALVES**



**Keraflo have manufactured top quality, delayed action float valves in the UK for over 30 years. The Aylesbury™ range is synonymous with float valve excellence, with tens of thousands of products in continuous use in demanding domestic, commercial and industrial applications throughout the UK and around the world.**

## **The Aylesbury™ Delayed Action Float Valve Range**

Aylesbury valves are designed to provide an accurate and efficient method of controlling the level of stored cold water in tanks with and without raised float valve chambers. All Keraflo valves are manufactured in England and designed to operate for long periods of time without maintenance. All valves are WRAS approved and come with a one year warranty which can be extended to five years at no cost.

The valves are easy to install with an ‘up and over’ discharge arrangement which assists in facilitating Type AA, AB, AF, or AG air gap requirements under the Water Regulations.

The Aylesbury range is ideal for pumped systems because the open to closed ‘on/off’ valve operation avoids pump hunting and water hammer. The selected water level is unaffected by pressure fluctuation and the patented ceramic disc sealing mechanism means that there is no seat or washer to wear.



## **The Aylesbury Delayed Action Float Valve Range**

**Non adjustable opening / closing operating differential of approximately 75mm.**

‘K’ Type	Page 4
‘KAX’ Type	Page 5

**Fully variable opening and closing operating differential of up to 1,820mm and longer on request.**

‘KB’ Type	Page 6
‘KP’ Type	Page 8

# AYLESBURY VALVES

## Benefits of Keraflo's Aylesbury Valves

### Maintenance Free:

Designed to operate for long periods without maintenance.

### Extended Durability:

Non-wearing ceramic disc seal in a DZR brass housing.

### Revolutionary Shaped Puncture Proof Float:

Made from polyethylene closed cell foam which is CFC-free, air retardant and chemically and biologically inert.

### Backsiphonage Protection:


'Up and Over discharge' to BS1212 part 2 - helps to facilitate air gap compliance.

### Virtually Indestructible:

The heart of the valve incorporates pressure compensated rotating ceramic discs which are aligned in the open position.

### Reduces Tank Wall Stress:

The Aylesbury valve's radical design reduces stress on the tank wall fixing point.



Water Pressure: Suitable for 0 - 10 Bar.

- Ideal for pumped systems
- Reduces Legionellae risk
- No valve bounce
- No dribble
- No water hammer

- Improves water turnover
- Saves energy with positive pump control
- Maximises tank capacity
- Fixed and variable level differential models
- Full flow during fill

## The Aylesbury 'K' Type

- Delayed Action Float Valve
- Suitable for tanks without raised valve chambers

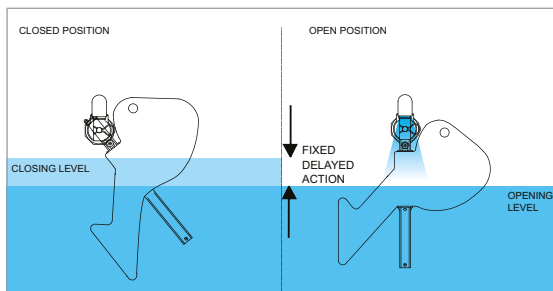

### How it Works

When water is taken from the tank and the water level falls (when a tap is opened for example), the 'K' Type valve does not immediately open (at a dribble) as would happen with a BS1212 equilibrium valve. There is, instead, a delay; the valve does not open until the water level has fallen by 75mm.

When the water level has fallen by 75mm the 'K' Type valve moves from a 'fully closed' position into a 'fully open' position, allowing water to flow into the tank at a maximum flow rate. When the water level has returned to its original full level, the valve immediately closes from the 'fully open' position, preventing any of the 'dribbling' associated with equilibrium valves.

The positive action and full-bore flow delivered by the 'K' Type valve provides a range of benefits including good water turnover, fast refill, the eradication of water hammer and reduced noise.

- The Aylesbury valve's weighted float can be adjusted to a number of positions on the brass float arm, allowing the tank's stored water level to be easily modified.
- Also available in stainless steel for use in demanding environments such as desalination plants and sea water.



Watch the video on our website  
[www.keraflo.co.uk/aylesbury-k-type](http://www.keraflo.co.uk/aylesbury-k-type)

### Sizes for 'K' Type Delayed Action Float Valve

	½" (15mm)	¾" (20mm)	1" (25mm)	1 ¼" (32mm)	1 ½" (40mm)	2" (50mm)
<b>Standard Flow (SF)</b>	✓	✓	✓	✓		✓
<b>High Flow (HF)</b>					✓	✓

	2 ½" (65mm)	3" (80mm)
<b>Standard Flow (SF)</b>	✓	
<b>High Flow (HF)</b>		
<b>Reduced Bore (RB)</b>		✓

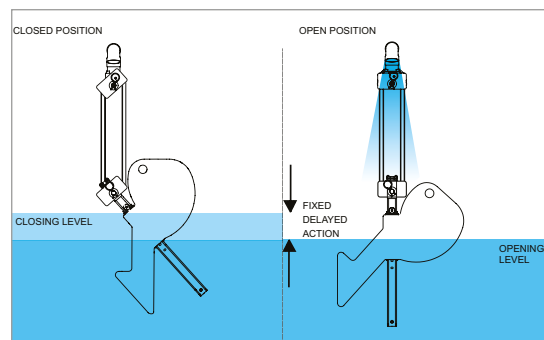
## Aylesbury 'KAX' Type

- Delayed Action Float Valve
- Primarily for tanks with raised valve chambers

Identical in operation to the 'K' Type, the Aylesbury 'KAX' Type valves have extended drops and are suitable for raised valve chambers. The 'KAX' Type valves are primarily designed to fit into chambers or boxes in the covers of tanks calling for air gaps or where maximum tank capacity is required.

To assist with compliance with air gap requirements, the valve discharge is further raised above the centre line of the inlet. The 'KAX' is especially suitable for Type AA and AB air gaps.

- Also available in stainless steel for use in demanding environments such as desalination plants and sea water.



## Sizes for 'KAX' Type Delayed Action Float Valve

	¾" (20mm)	1" (25mm)	1 ¼" (32mm)	1 ½" (40mm)	2" (50mm)
Standard Flow (SF)	✓	✓	✓		✓
High Flow (HF)				✓	✓

	2 ½" (65mm)	3" (80mm)
Standard Flow (SF)	✓	
High Flow (HF)		
Reduced Bore (RB)		✓

## The Aylesbury 'KB' Type

- Fully Variable Delayed Action Float Valve
- Suitable for tanks with or without raised valve chambers

### How it Works

When water is taken from the tank and the water level falls (when a tap is opened for example), the 'KB' Type valve does not immediately open (at a dribble) as would happen with a BS1212 equilibrium valve. There is, instead, a delay; the valve does not open until the water level has fallen to the user-selected level.

When this opening water level is reached the 'KB' Type valve moves from a 'fully closed' position into a 'fully open' position, allowing water to flow into the tank at a maximum flow rate. When the water level has returned to its original full level, the valve immediately closes from the 'fully open' position, preventing any of the 'dribbling' associated with equilibrium valves.

The positive action and full-bore flow delivered by the 'KB' Type Valve provide a range of benefits including good water turnover, fast refill, the eradication of water hammer and reduced noise.

- Virtually unlimited range of opening and closing levels – ideal for larger tanks.
- Easy adjustment of variables; capacity can easily be matched to demand.
- Lightweight = reduced tank wall stress and supporting structure not required.
- Suitable for installation directly into a tank or raised valve chamber.



Watch the video on our website  
[www.keraflo.co.uk/aylesbury-kb-type](http://www.keraflo.co.uk/aylesbury-kb-type)

### Sizes for 'KB' Type Fully Variable Delayed Action Float Valve

	¾" (20mm)	1" (25mm)	1 ¼" (32mm)	1 ½" (40mm)	2" (50mm)	2 ½" (65mm)	3" (80mm)
<b>Standard Flow (SF)</b>	✓	✓	✓	✓	✓	✓	
<b>High Flow (HF)</b>				✓	✓		
<b>Reduced Bore (RB)</b>							✓

## The Aylesbury 'KB' Type

### Applications

This unique valve is ideal for use with pumped systems, water treatment plants and many other applications including:

- Industrial tanks
- Rain (grey) water tanks and reservoirs
- Pumped systems
- Industrial feed and expansion tanks
- Underground tanks
- Process tanks

For more information on the applications, call our technical support team or visit [www.keraflo.co.uk/applications](http://www.keraflo.co.uk/applications)

The flexibility of 'KB' valves can assist with improving water quality where buildings are partially commissioned or occupancy varies at different times of the year.

## Air Gaps for Industrial Tanks

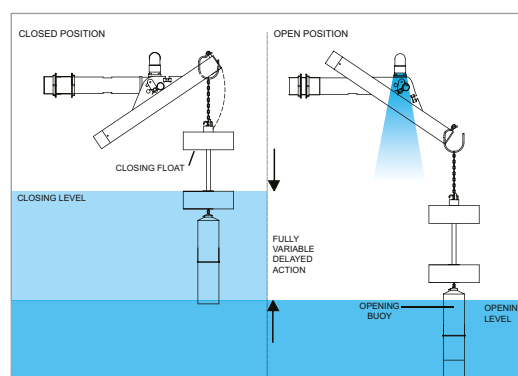
The 'KB' Type is ideal for fitting into a tank without a lid or raised valve chamber and where the vertical drop from the valve to the water level may be considerable.

## Pumped Systems

The adjustable and potentially large difference between opening and closing levels can allow a large volume of water to be admitted to the tank each filling cycle. Pumps and pump sets are often controlled to run for a minimum of 3 minutes. If the water demand is satisfied before this time and an auxiliary hydraulic accumulator is not fitted, the pumps will run against a closed valve head at zero efficiency.

The fill volume can be set to equal or exceed this volume to ensure the pump(s) run for at least 3 minutes. Where a pump set is used solely for transferring water from a break tank to an elevated storage tank, the 'KB' valve can dispense with the need for an auxiliary hydraulic accumulator.

Pump efficiency and initial sizing can be further enhanced using a float valve with little internal resistance. Consequently the High Flow version is often better suited to these applications than the Standard Flow version which is ideal for mains water pressure applications.



## Aylesbury 'KP' Type Float Valve Kit

- Fully Variable Delayed Action Float Valve
- Suitable for tanks with or without raised valve chambers

The 'KP' Type Float Valve Kit comprises an in-line control valve together with an Aylesbury 'KB' type valve acting as a pilot. The pilot valve offers fully variable delayed action opening and closing water level settings making this ideal for mains or pumped systems.



PILOT VALVES



CONTROL VALVE

### High Kv Value

The standard 'KP' Control Valve offers excellent flow rate performance.

### Raised Valve Chamber

Can be small because it only has to accommodate a 3/4" KB valve and discharge assembly.

### Facilitates Air Gaps

The Aylesbury 'KB' valve is supplied with an adjustable chain as standard allowing the closing level to be set below any combination of weir slot, overflow and/or warning device.

### Quiet Operation

Aylesbury valves are quieter than conventional valves due to the elimination of water hammer, valve bounce, 'hiss' and dribble.

### Accessibility

An externally mounted control valve can be easily inspected, adjusted and, if required, serviced. Re-chlorination of the tank is not necessary provided the tank lid is not removed.

### Optional Extra

- Upstream Pressure Sustaining Regulator - the Control Valve regulates itself to leave the desired minimum upstream pressure (Adjustable 1-6 Bar).

### Sizes for 'KP' Type Fully Variable Delayed Action Float Valve Kit

1 1/2" (40mm)	2" (50mm)	2 1/2" (65mm)	3" (80mm)	4" (100mm)	6" (150mm)	8" (200mm)
✓	✓	✓	✓	✓	✓	✓



## Aylesbury 'KP' Type Float Valve

### Benefits

- No water hammer
- Full flow during fill
- Maximises tank capacity
- Maintenance free
- No backing plate required
- Suitable for all types of Air Gap applications
- No valve bounce
- No dribble
- Delayed action
- Tank wall stress negligible
- Ideal for fire sprinkler systems

### Flexibility and Ease of Installation

Conventional float valves above 3" are heavy and cumbersome often necessitating a two person installation. When the 'KP' Control Valve is mounted outside the tank at floor level, no heavy lifting is required.

The control valve can be mounted in one of four positions:

- Vertically in the pipe work (preferred option)
- Outside the tank at floor level
- Outside the tank above the tank water level
- Inside the tank above the tank water level

### Multiple Discharges

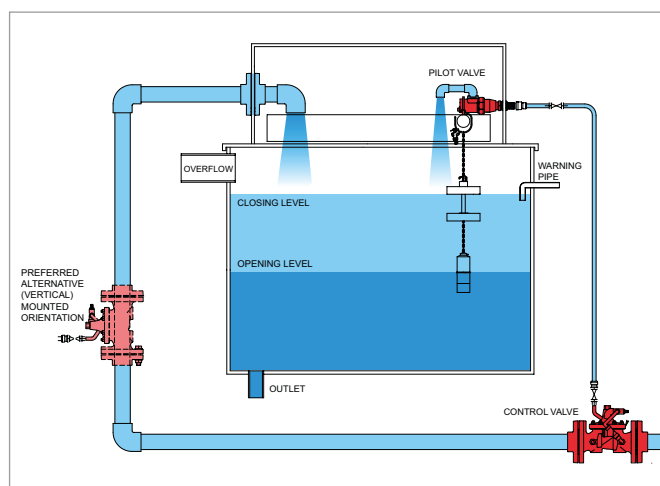
To reduce the risk of stagnation, two or more discharges can be connected to the outlet of the control valve. Since the filling pipe is only subjected to low pressure, thin wall PVC pipe can be used. The 'KP' Valve can also be configured to service twin / partitioned tanks.

### Shallow Tanks

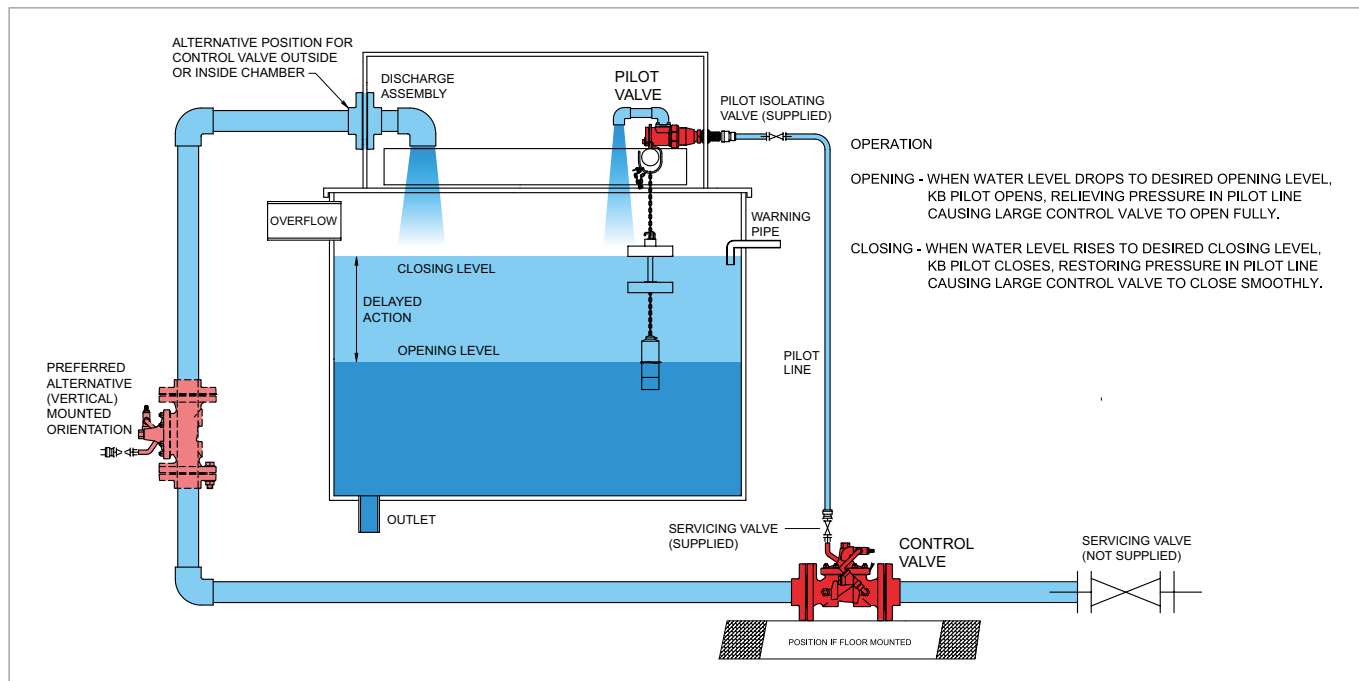
'KP' Valves can operate in tanks as shallow as 1 metre in depth.

### Deep Tanks

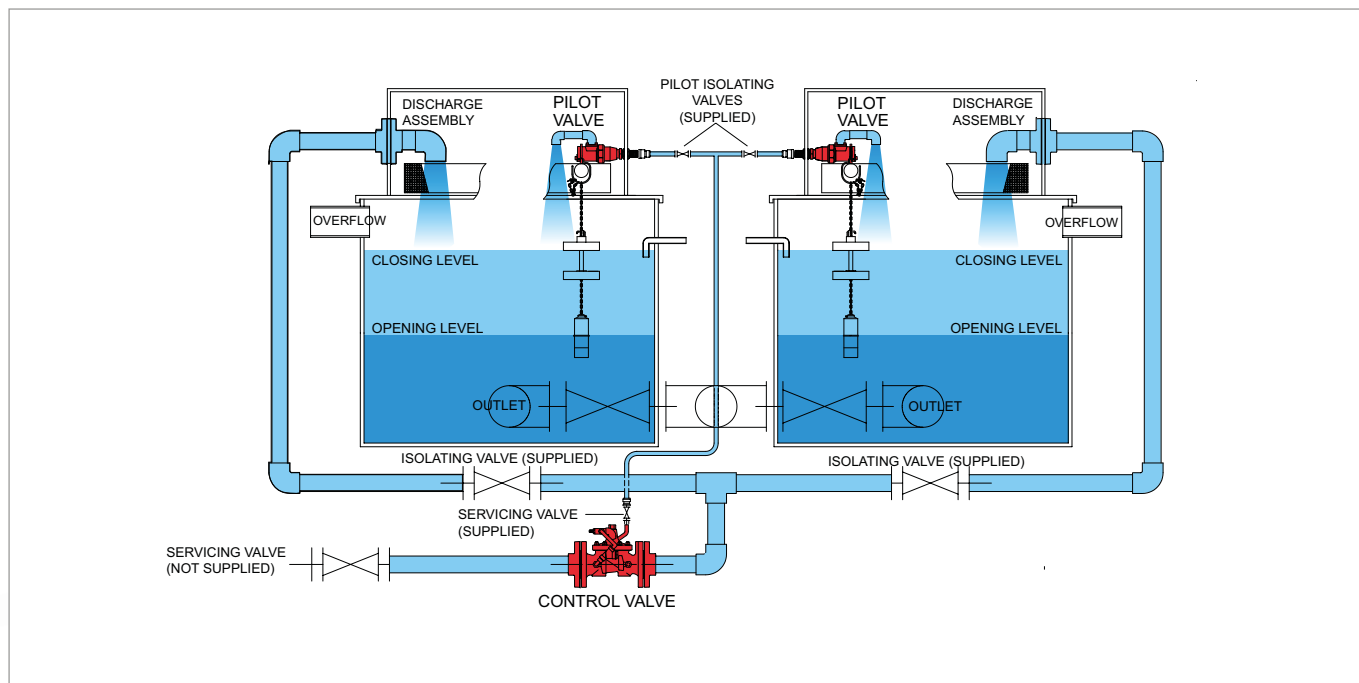
The standard Aylesbury 'KB' pilot valve enables an opening level 2m below the inlet level.



## 'KP' Typical Standard Tank Installation



## 'KP' Typical Twin Tank Installation



## Specification Support

Keraflo's National Sales Team provide the very highest levels of technical advice and specification support at local level, including guidance regarding Water Regulations compliance.

## Water Regulations

Keraflo's 20 page **UK Water Supply - A Guide to Regulations** highlights the design implications of this legislation with regard to float valves. This highly informative A4 document explains air gap types, fluid categories of risk and explains in detail the system design implications of the most common air gap types.

A copy of this guide is available on request or may be downloaded at [www.keraflo.co.uk](http://www.keraflo.co.uk).



## CPD Seminars

Keraflo offers a CPD seminar presentation which addresses a range of specification issues including back flow protection and their implications on float valves. To enquire about these seminars please contact us.



## Downloadable CAD & PDF Product Drawings and Fitting Instructions

A wide range of Keraflo product drawings are available on request or may be downloaded in PDF or CAD format at [www.keraflo.co.uk](http://www.keraflo.co.uk).

*Keraflo and Aylesbury are registered trade marks. The Aylesbury valve is a patented product. Keraflo Ltd reserve the right to alter designs without prior notice.*

ALSO  
AVAILABLE

# TANKTRONIC DIGITAL TANK MANAGEMENT SYSTEM

The modern solution to monitoring and controlling water storage tanks.

- Monitors and controls water level and temperature
- Supports single and multiple tanks
- Input and output device connectivity
- Quick-start feature with intuitive interface
- Alarms, fail-safe and holiday schedule functionality
- Compatible with building management systems (BMS)



## Main Control Unit

The unit can manage up to 4 x tank sensors and 2 x control valves plus additional devices. The unit can manage up to four individual tanks.



## S-Module

An expansion module that boosts Tanktronic's control capacity. Additional pilot valves and third party devices can be connected to the system.



## Sensor

The Sensor monitors both water pressure and temperature. The unit is provided pre-fitted to a vent box for rapid mounting and wiring connection.



Keraflo Limited, Unit 1, Woodley Park Estate, 56-69 Reading Road,  
Woodley, Reading, Berkshire, RG5 3AN, UK

0118 921 9920 | [info@keraflo.co.uk](mailto:info@keraflo.co.uk) | [www.keraflo.co.uk](http://www.keraflo.co.uk)

A subsidiary of Davidson Holdings Ltd.

