


For a better working environment



air curtain design



## standard models

This elegant slimline range of powerful modular air curtains, built to a high quality are suitable for pedestrian doorways up to a height of 2.7 metres and a width of 2 metres. They are used in shops, offices, retail outlets, manufacturing facilities, reception areas and warehouses. These units are available with hot water coils or electric heaters and finished in a high quality epoxy polyester powder RAL 9010. (Other colours are available on request).

This range meets with the specifiers and end users needs – low cost, continuously rated, easy to install and service.

Model	Heat output	Max current	Motor power	Voltage	Max air vol m <sup>3</sup> /h	Max height	Noise level d(B)A	Weight kg
ACD 10A		0.52A	60W	220V/1ph	1490	2.7m	55/52	20
ACD 10W	8kW	0.52A	60W	220V/1ph	1300	2.7m	54/51	24
ACD 10E	7kW	10A*	60W	380V/3ph	1400	2.7m	55/52	23
ACD 15A		0.52A	60W	220V/1ph	2200	2.7m	56/53	30
ACD 15W	12kW	0.52A	60W	220V/1 ph	2000	2.7m	55/52	36
ACD 15E	12kW	17A*	60W	380V/3ph	2100	2.7m	56/53	35
ACD 20A		1.04A	120W	220V/1ph	2980	2.7m	58/55	40
ACD 20W	16kW	1.04A	120W	220V/1 ph	2600	2.7m	57/54	48
ACD 20E	14kW	20A*	120W	380V/3ph	2800	2.7m	58/55	46

\*per ph Suitable for 230/400V supply.  
LTHW at 80/60°C

### DIMENSIONS

Model	Unit Dimensions		
	A mm	B mm	C mm
ACD 10A	1100	300	200
ACD 10W	1100	300	200
ACD 10E	1100	300	200
ACD 15A	1600	300	200
ACD 15W	1600	300	200
ACD 15E	1600	300	200
ACD 20A	2200	300	200
ACD 20W	2200	300	200
ACD 20E	2200	300	200

### FIXING DETAILS

Model	Unit Fixing Positions		
	D mm	E mm	F mm
ACD 10A	1040	190	1040
ACD 10W	1040	190	1040
ACD 10E	1040	190	1040
ACD 15A	1540	190	1540
ACD 15W	1540	190	1540
ACD 15E	1540	190	1540
ACD 20A	2140	190	2140
ACD 20W	2140	190	2140
ACD 20E	2140	190	2140

For ACD 2 metre fixing details use ACD 10 x 2

# high duty models

The high duty models enjoy most of the features of the standard range of air curtains, in that they retain their elegance and high quality but are more robust and built to offer high performance. Ideal for use in warehouses, petrol/railway stations and general industrial applications. Suitable for a height of up to 4 metres and a width of 2 metres. These units are supplied with hot water coils or electric heaters and are epoxy powder coated RAL 9010. (Other colours are available on request).

These units can reduce energy costs and save money. Like all Air Curtain Design products this range is easy to install and service.

Model	Heat output	Max current	Motor power	Voltage	Max air vol m <sup>3</sup> /h	Max height	Noise level d(B)A	Weight kg
HD 10A		1.39A	180W	220V/1ph	1810	4m	69/66	25
HD 10W	11kW	1.39A	180W	220V/1ph	1660	4m	68/65	29
HD 10E	12kW	17A*	180W	380V/3ph	1800	4m	69/66	28
HD 15A		1.39A	180W	220V/1ph	2900	4m	71/68	35
HD 15W	16kW	1.39A	180W	220V/1ph	2700	4m	70/67	41
HD 15E	18kW	26A*	180W	380V/3ph	2640	4m	71/68	40
HD 20A		2.78A	360W	220V/1ph	3620	4m	72/69	50
HD 20W	22kW	2.78A	360W	220V/1ph	3320	4m	71/68	58
HD 20E	24kW	35A*	360W	380V/3ph	3600	4m	72/69	56

\*per ph Suitable for 230/400V supply.  
LTHW at 80/60°C

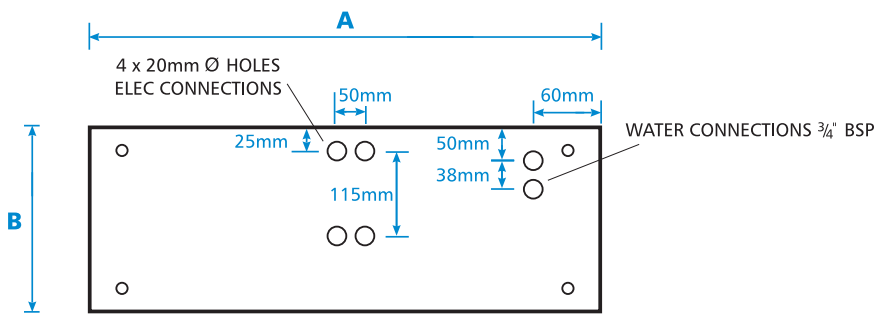
## DIMENSIONS

Model	Unit Dimensions		
	A mm	B mm	C mm
HD 10A	1100	350	250
HD 10W	1100	350	250
HD 10E	1100	350	250
HD 15A	1600	350	250
HD 15W	1600	350	250
HD 15E	1600	350	250
HD 20A	2200	350	250
HD 20W	2200	350	250
HD 20E	2200	350	250

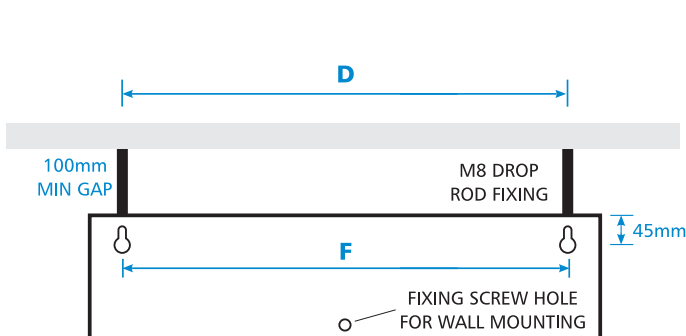
## FIXING DETAILS

Model	Unit Fixing Positions		
	D mm	E mm	F mm
HD 10A	1040	245	1040
HD 10W	1040	245	1040
HD 10E	1040	245	1040
HD 15A	1540	245	1540
HD 15W	1540	245	1540
HD 15E	1540	245	1540
HD 20A	2140	245	2140
HD 20W	2140	245	2140
HD 20E	2140	245	2140

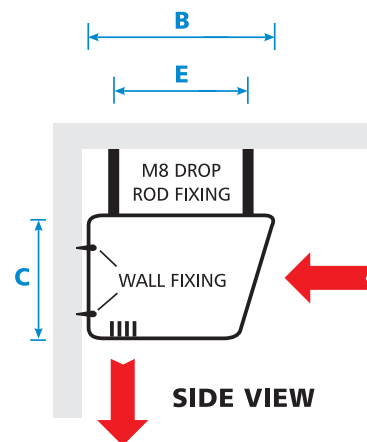
For HD 2 metre fixing details use HD 10 x 2



TOP VIEW



BACK VIEW



SIDE VIEW

# recessed models

Air Curtain Design recessed air curtains use the same high quality components as the Standard and High Duty models on previous pages. They are specifically designed to fit into small recessed ceiling areas having a depth of only 25cm (30cm on the High Duty model).

Supplied with a drop down hinged, linear grill for ease of installation and

servicing. This compact recessed range for ceiling heights up to 4 metres is suitable when an unobtrusive air curtain is required. These units are supplied with hot water coils or electric heaters.

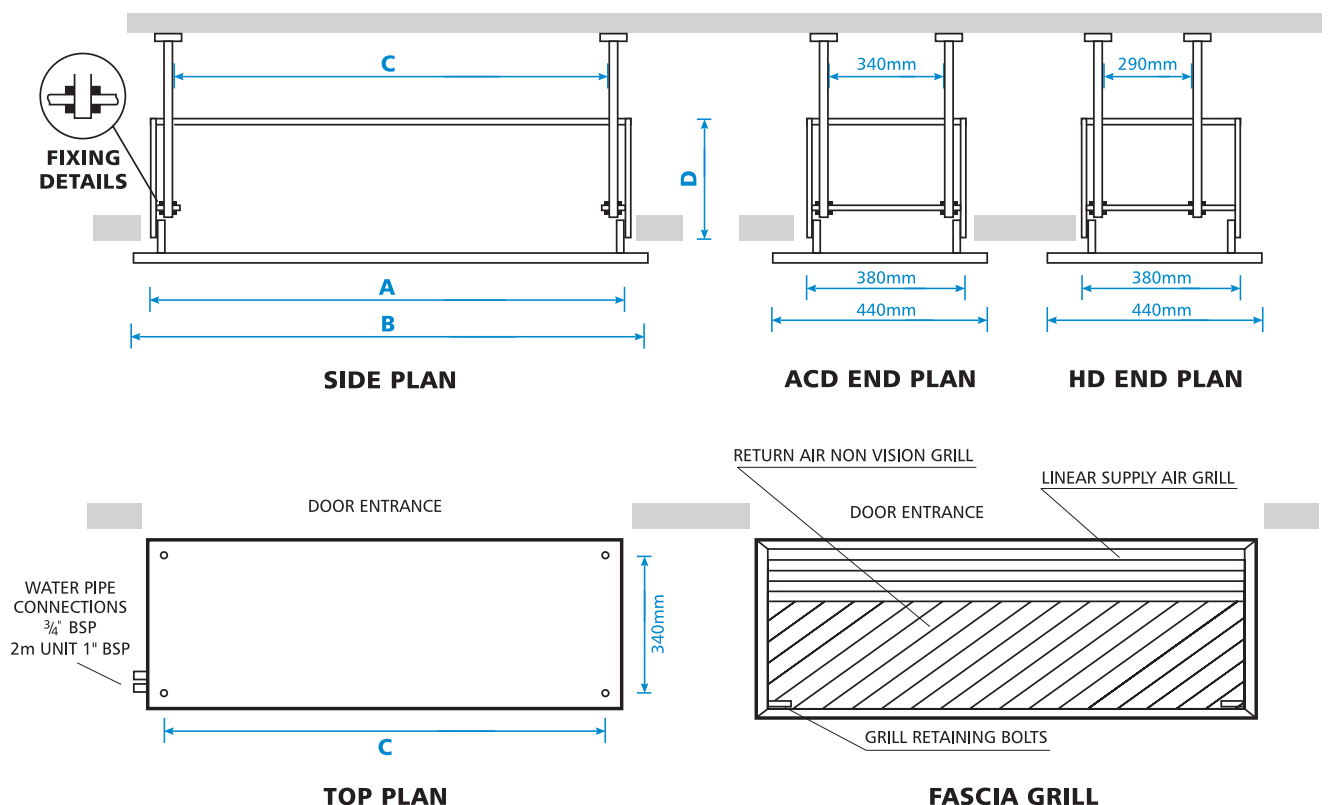
Linear grill finished in a high quality polyester powder coat RAL 9010. (Other colours available on request).

## RECESSED BACKBOX AND GRILL DIMENSIONS

Model	Unit Dimensions				Weight kg
	A mm	B mm	C mm	D mm	
ACD 10WR	1140	1200	1115	250	34
ACD 10ER	1140	1200	1115	250	32
HD 10WR	1140	1200	1115	300	36
HD 10ER	1140	1200	1115	300	34
ACD 15WR	1640	1700	1615	250	50
ACD 15ER	1640	1700	1615	250	48
HD 15WR	1640	1700 <td 1615	300	52	
HD 15ER	1640	1700	1615	300	50
ACD 20WR	2140	2200	2115	250	68
ACD 20ER	2140	2200	2115	250	64
HD 20WR	2140	2200	2115	300	72
HD 20ER	2140	2200	2115	300	68



For technical data see pages 2 and 3.



# controls & wiring



Air curtains are supplied with remote control panels as standard and can be flush or wall mounted. Ambient and water heated units have a three position switch

Each control panel can be used to control single or multiple units.

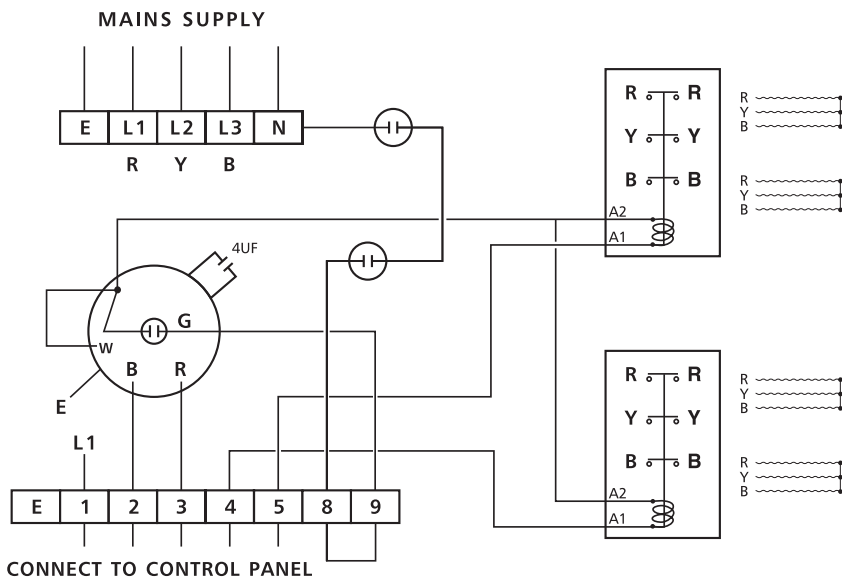
## ADDITIONAL CONTROLS

Thermostatic and valve controls, door switches and BMS volt free contacts (enable/disable/fault). All available on request.

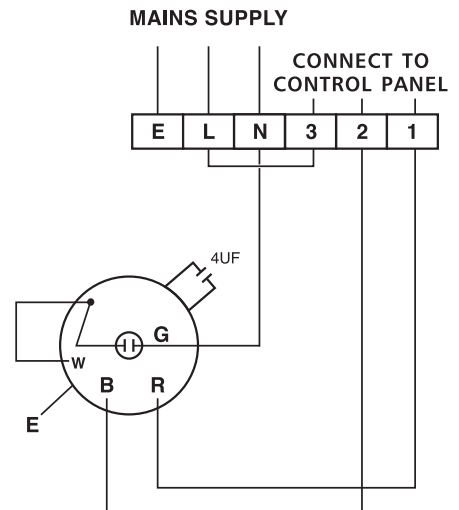


giving slow fan speed/off/fast fan speed. Electrically heated units are supplied with an extra three position heat switch offering off/low heat/high heat.

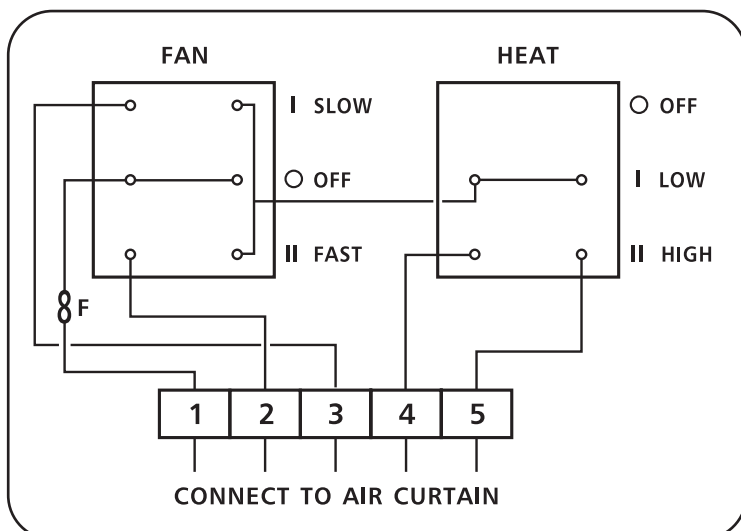
## ELECTRIC HEATING WIRING DIAGRAM



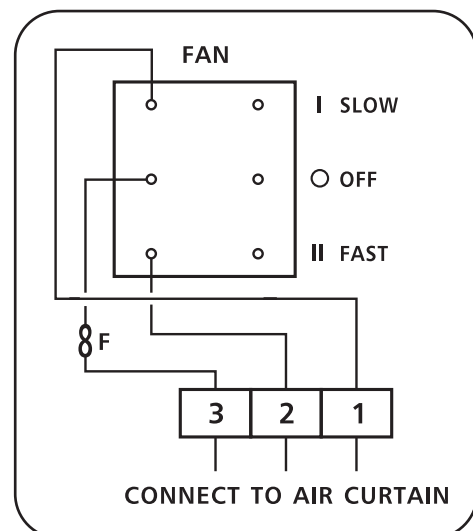
## AMBIENT/WATER WIRING DIAGRAM



## ELECTRIC CONTROL PANEL



## AMBIENT/WATER CONTROL PANEL



# cold store models



The Air Curtain Design range of cold store air curtains are specifically designed to protect refrigerated or air conditioned areas and other temperature controlled environments. This is achieved by preventing the ingress of warm air and the loss of refrigerated or conditioned air. These units are easily installed over door or side mounted. They are suitable for cold food ripening areas, chill rooms, food preparation areas and warehouses. This range may also be used as an insect barrier to help prevent insects and flies from entering food preparation areas. The units are finished epoxy powder coated white and can be supplied in stainless steel. They are available to suit most apertures.

Industrial air curtains are manufactured for large cold store apertures where temperatures can be as low as -40°C and door heights of up to 6 metres.

Model	Unit Dimensions		
	A mm	B mm	C mm
ACD 10CS	1100	300	200
ACD 15CS	1600	300	200
ACD 20CS	2200	300	200
HD 10CS	1100	350	250
HD 15CS	1600	350	250
HD 20CS	2200	350	250

Refer to drawings on page 3.

	Input	Supply
ACD 10CS	0.52A	220/230V1ph
ACD 15CS	0.52A	220/230V1ph
ACD 20CS	1.04A	220/230V1ph
HD 10CS	1.35A	220/230V1ph
HD 15CS	1.35A	220/230V1ph
HD 20CS	2.72A	220/230V1ph

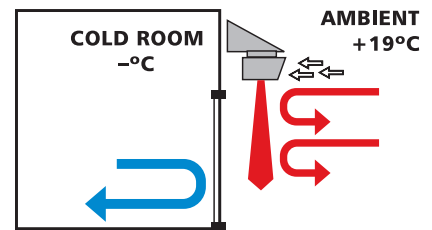


Diagram showing air patterns when using an ACD Cold Store Air Curtain

# industrial air curtains

This modular range of industrial air curtains will suit doors/apertures up to 6 metre high. They are ideal for installation in warehouses, depots, unloading bays, factories and large cold store areas. These units will assist in preventing energy losses by stopping infiltration of cold air and retaining conditioned air using recirculated air. This cost effective and unique modular range is aesthetically pleasing, efficient and simple to install. High quality centrifugal fans are used throughout the range. Units are available as ambient (unheated) or heated using LPHW/MTHW/super heated water and steam. Electric heated units are available on request.



Model	Motor rating FLC R/LOAD A		Velocity m/s Max	Volume m3/h Max	Heat Load kW	Temp rise Deg C	Water flow rate l/s	LPHW Pressure drop kPa	Pipe size BSP
IND 100	11	9	20	5000	27	18/20	0.5	2.4	1"
IND 150	17	13	20	7500	41	18/20	0.8	2.6	1"

Flow rate based on 80/60 assuming air on at 16 deg C.

Model	Unit Dimensions		
	W mm	H mm	D mm
IND 10	1000	700	600
IND 15	1500	700	600

# architectural range

The company's architectural range of air curtains meet architects' requirements for neat, unobtrusive, efficient installations suited to stylish designs for contemporary buildings.

Other applications for this type of unit are shops, offices and retail outlets which require high performance, energy efficient solutions.

Products can be supplied in either mirror polished or brushed finish stainless steel or colour coded to meet most RAL colour schemes.

Units can be mounted either over-door or vertically beside the door.

This range can be supplied with either LPHW or electric heating.




Model	Heat Output kW	Input Amps	Voltage	Max Air Vol m3/h	Noise Level dB(a)	Weight kg
ACD 100SSE	9	13*	380/3ph	1290	55	35
ACD 100SSW	10	0.52	220/1ph	1290	55	37
ACD 150SSE	12	17*	380/3ph	2100	57	55
ACD 150SSW	15	0.52	220/1ph	2000	57	60
ACD 200SSE	18	26*	380/3ph	2590	60	75
ACD 200SSW	20	1.04	220/1ph	2400	60	80

\*per ph Suitable for 230/400V supply.  
LTHW at 80/60°C

Model	Unit Dimensions		
	W mm	H mm	D mm
ACD 100SSE	1200	360	280
ACD 100SSW	1200	360	280
ACD 150SSE	1700	360	280
ACD 150SSW	1700	360	280
ACD 200SSE	2200	360	280
ACD 200SSW	2300	360	280





air curtain design

Business Innovation Centre  
Innova Park, Electric Avenue  
Enfield EN3 7XU

**Tel** +44 (0)20 8344 8790

**Fax** +44 (0)20 8350 1351

**Email** [tony@aircurtaindesign.com](mailto:tony@aircurtaindesign.com)

[www.aircurtaindesign.com](http://www.aircurtaindesign.com)